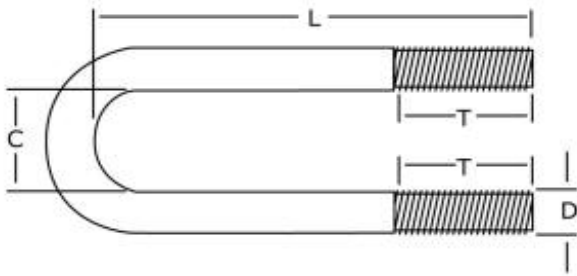






**SPRING NUT AND SQUARE WASHER**



Dimensions  
D x L x C x T

**HDG (continued)**

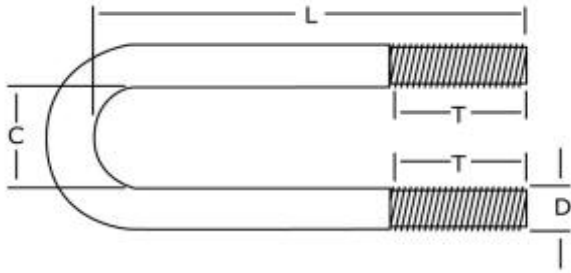
| PART NUMBER | PIPE SIZE | D       | L       | C      | T  |
|-------------|-----------|---------|---------|--------|----|
| HDGUBOLT128 | 8"        | 1/2"-13 | 10 1/4" | 8 3/4" | 3" |
| HDGUBOLT586 | 6"        | 5/8"-11 | 8 3/4"  | 6 3/4" | 3" |
| HDGUBOLT588 | 8"        | 5/8"-11 | 10 1/4" | 8 3/4" | 3" |

**18-8SS**

|               |        |          |         |         |        |
|---------------|--------|----------|---------|---------|--------|
| SSUBOLT1412   | 1/2"   | 1/4"-20  | 1 3/4"  | 15/16"  | 1"     |
| SSUBOLT1434   | 3/4"   | 1/4"-20  | 2"      | 1 1/8"  | 1 1/8" |
| SSUBOLT141    | 1"     | 1/4"-20  | 2 1/4"  | 1 3/8"  | 1 1/8" |
| SSUBOLT14114  | 1 1/4" | 1/4"-20  | 2 3/4"  | 1 3/4"  | 1 1/8" |
| SSUBOLT14112  | 1 1/2" | 1/4"-20  | 3"      | 2"      | 1 1/4" |
| SSUBOLT142    | 2"     | 1/4"-20  | 3 1/2"  | 2 7/16" | 1 1/2" |
| SSUBOLT51612  | 1/2"   | 5/16"-18 | 1 3/4"  | 15/16"  | 1"     |
| SSUBOLT51634  | 3/4"   | 5/16"-18 | 2"      | 1 1/8"  | 1 1/8" |
| SSUBOLT5161   | 1"     | 5/16"-18 | 2 7/16" | 1 3/8"  | 1 1/8" |
| SSUBOLT516114 | 1 1/4" | 5/16"-18 | 2 3/4"  | 1 3/4"  | 1 1/8" |
| SSUBOLT516112 | 1 1/2" | 5/16"-18 | 3"      | 2"      | 1 1/8" |
| SSUBOLT5162   | 2"     | 5/16"-18 | 3 1/2"  | 2 7/16" | 1 1/2" |
| SSUBOLT3834   | 3/4"   | 3/8"-16  | 2"      | 1 1/8"  | 1 1/8" |
| SSUBOLT381    | 1"     | 3/8"-16  | 2 7/16" | 1 3/8"  | 1 1/8" |
| SSUBOLT38114  | 1 1/4" | 3/8"-16  | 2 3/4"  | 1 3/4"  | 1 1/4" |
| SSUBOLT38112  | 1 1/2" | 3/8"-16  | 3"      | 2"      | 1 1/4" |
| SSUBOLT382    | 2"     | 3/8"-16  | 3 5/8"  | 2 7/16" | 1 3/4" |
| SSUBOLT38212  | 2 1/2" | 3/8"-16  | 4 1/8"  | 3"      | 2"     |
| SSUBOLT383    | 3"     | 3/8"-16  | 4 3/4"  | 3 9/16" | 2"     |
| SSUBOLT384    | 4"     | 3/8"-16  | 5 3/4"  | 4 9/16" | 2"     |
| SSUBOLT385    | 5"     | 3/8"-16  | 7"      | 5 9/16" | 2"     |
| SSUBOLT386    | 6"     | 3/8"-16  | 8"      | 6 5/8"  | 3"     |
| SSUBOLT12112  | 1 1/2" | 1/2"-13  | 3"      | 2"      | 1 1/4" |
| SSUBOLT122    | 2"     | 1/2"-13  | 3 5/8"  | 2 7/16" | 1 3/4" |
| SSUBOLT12212  | 2 1/2" | 1/2"-13  | 4 1/8"  | 3"      | 2"     |
| SSUBOLT123    | 3"     | 1/2"-13  | 4 1/2"  | 3 9/16" | 2"     |
| SSUBOLT124    | 4"     | 1/2"-13  | 5 3/4"  | 4 9/16" | 2"     |
| SSUBOLT125    | 5"     | 1/2"-13  | 7"      | 5 9/16" | 2"     |
| SSUBOLT126    | 6"     | 1/2"-13  | 8"      | 6 5/8"  | 3"     |

CONTINUED ON THE NEXT PAGE

## SPRING NUT AND SQUARE WASHER



Dimensions  
D x L x C x T

### 18-8SS (continued)

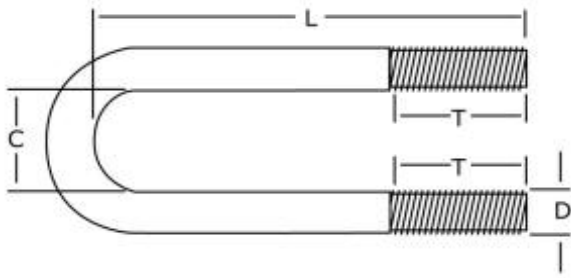
| PART NUMBER | PIPE SIZE | D       | L       | C      | T  |
|-------------|-----------|---------|---------|--------|----|
| SSUBOLT128  | 8"        | 1/2"-13 | 10 1/4" | 8 3/4" | 3" |
| SSUBOLT586  | 6"        | 5/8"-11 | 8 3/4"  | 6 3/4" | 3" |
| SSUBOLT588  | 8"        | 5/8"-11 | 10 1/4" | 8 3/4" | 3" |

### 316SS

|                  |        |          |         |         |        |
|------------------|--------|----------|---------|---------|--------|
| 316SSUBOLT1412   | 1/2"   | 1/4"-20  | 1 3/4"  | 15/16"  | 1"     |
| 316SSUBOLT1434   | 3/4"   | 1/4"-20  | 2"      | 1 1/8"  | 1 1/8" |
| 316SSUBOLT141    | 1"     | 1/4"-20  | 2 1/4"  | 1 3/8"  | 1 1/8" |
| 316SSUBOLT14114  | 1 1/4" | 1/4"-20  | 2 3/4"  | 1 3/4"  | 1 1/8" |
| 316SSUBOLT14112  | 1 1/2" | 1/4"-20  | 3"      | 2"      | 1 1/4" |
| 316SSUBOLT142    | 2"     | 1/4"-20  | 3 1/2"  | 2 7/16" | 1 1/2" |
| 316SSUBOLT51612  | 1/2"   | 5/16"-18 | 1 3/4"  | 15/16"  | 1"     |
| 316SSUBOLT51634  | 3/4"   | 5/16"-18 | 2"      | 1 1/8"  | 1 1/8" |
| 316SSUBOLT5161   | 1"     | 5/16"-18 | 2 7/16" | 1 3/8"  | 1 1/8" |
| 316SSUBOLT516114 | 1 1/4" | 5/16"-18 | 2 3/4"  | 1 3/4"  | 1 1/8" |
| 316SSUBOLT516112 | 1 1/2" | 5/16"-18 | 3"      | 2"      | 1 1/8" |
| 316SSUBOLT5162   | 2"     | 5/16"-18 | 3 1/2"  | 2 7/16" | 1 1/2" |
| 316SSUBOLT3834   | 3/4"   | 3/8"-16  | 2"      | 1 1/8"  | 1 1/8" |
| 316SSUBOLT381    | 1"     | 3/8"-16  | 2 7/16" | 1 3/8"  | 1 1/8" |
| 316SSUBOLT38114  | 1 1/4" | 3/8"-16  | 2 3/4"  | 1 3/4"  | 1 1/4" |
| 316SSUBOLT38112  | 1 1/2" | 3/8"-16  | 3"      | 2"      | 1 1/4" |
| 316SSUBOLT382    | 2"     | 3/8"-16  | 3 5/8"  | 2 7/16" | 1 3/4" |
| 316SSUBOLT38212  | 2 1/2" | 3/8"-16  | 4 1/8"  | 3"      | 2"     |
| 316SSUBOLT383    | 3"     | 3/8"-16  | 4 3/4"  | 3 9/16" | 2"     |
| 316SSUBOLT384    | 4"     | 3/8"-16  | 5 3/4"  | 4 9/16" | 2"     |
| 316SSUBOLT385    | 5"     | 3/8"-16  | 7"      | 5 9/16" | 2"     |
| 316SSUBOLT386    | 6"     | 3/8"-16  | 8"      | 6 5/8"  | 3"     |
| 316SSUBOLT12112  | 1 1/2" | 1/2"-13  | 3"      | 2"      | 1 1/4" |
| 316SSUBOLT122    | 2"     | 1/2"-13  | 3 5/8"  | 2 7/16" | 1 3/4" |
| 316SSUBOLT12212  | 2 1/2" | 1/2"-13  | 4 1/8"  | 3"      | 2"     |
| 316SSUBOLT123    | 3"     | 1/2"-13  | 4 1/2"  | 3 9/16" | 2"     |
| 316SSUBOLT124    | 4"     | 1/2"-13  | 5 3/4"  | 4 9/16" | 2"     |
| 316SSUBOLT125    | 5"     | 1/2"-13  | 7"      | 5 9/16" | 2"     |

CONTINUED ON THE NEXT PAGE

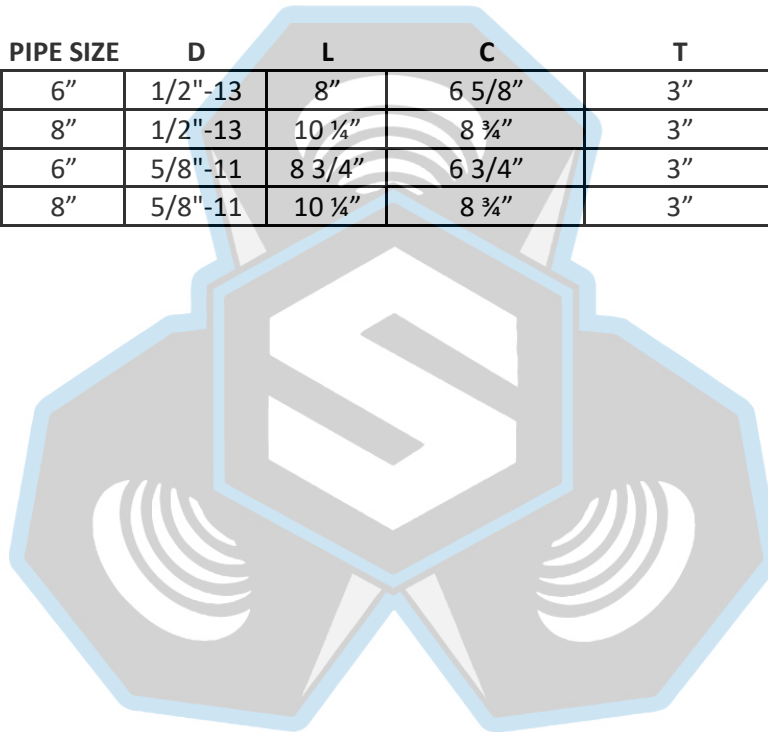
**SPRING NUT AND SQUARE WASHER**



**Dimensions**  
D x L x C x T

**316SS** (continued)

| <b>PART NUMBER</b> | <b>PIPE SIZE</b> | <b>D</b> | <b>L</b> | <b>C</b> | <b>T</b> |
|--------------------|------------------|----------|----------|----------|----------|
| 316SSUBOLT126      | 6"               | 1/2"-13  | 8"       | 6 5/8"   | 3"       |
| 316SSUBOLT128      | 8"               | 1/2"-13  | 10 1/4"  | 8 3/4"   | 3"       |
| 316SSUBOLT586      | 6"               | 5/8"-11  | 8 3/4"   | 6 3/4"   | 3"       |
| 316SSUBOLT588      | 8"               | 5/8"-11  | 10 1/4"  | 8 3/4"   | 3"       |



**STANLEY**  
SALES